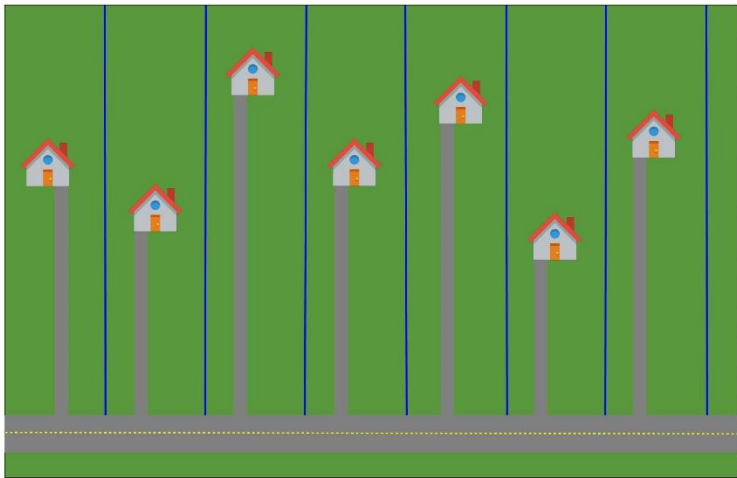


# SHARED DRIVEWAY ACCESS

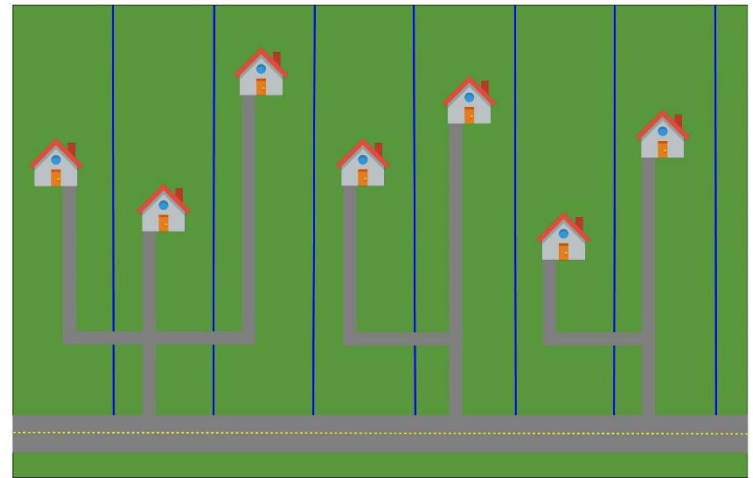
SHARED DRIVEWAYS SHOULD BE ENCOURAGED AND MAY BE REQUIRED BETWEEN ADJACENT LOTS THAT FRONT ON STATE ROADS. THIS REQUIREMENT IS AN EFFECTIVE TECHNIQUE IN LIMITING THE NUMBER OF ACCESS POINTS. SHARED DRIVEWAYS MAY IMPROVE ROAD SAFETY AND IMPROVE THE EFFICIENCY OF THE MAIN ROAD. FEWER ACCESS POINTS ALONG STATE ROUTES ALIGNS MORE CLOSELY WITH THE DESIRABLE RURAL CHARACTER IN THE MAJORITY OF THE LANDS.

CURRENTLY IN A NEW AGRICULTURAL (A-2) SUBDIVISION, THERE CAN BE A TOTAL OF SEVEN LOTS; AND IF THE REQUIRED AMOUNT OF ROAD FRONTAGE REMAINS THERE IS A POTENTIAL FOR SEVEN SEPARATE DRIVEWAYS WITHIN 1,900 FEET OF ROADWAY. IF SHARED DRIVEWAYS WERE REQUIRED, THIS COULD POTENTIALLY REDUCE ACCESS POINT TO FOUR OR FEWER.

CURRENTLY PERMITTED DRIVEWAY ACCESS



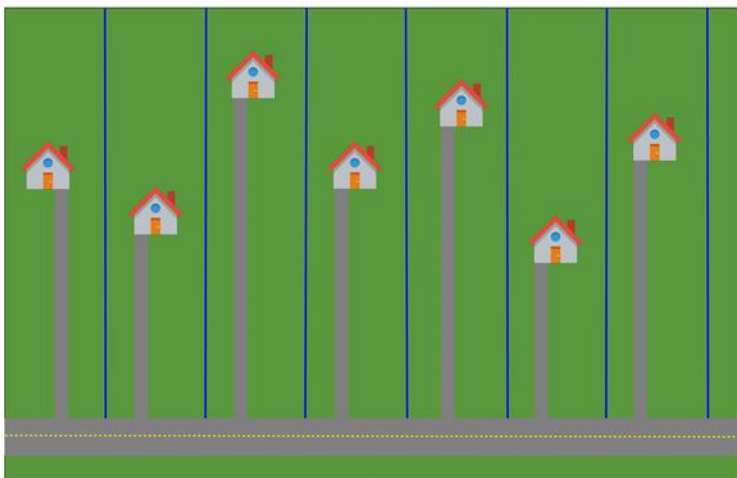
APPLIED CONCEPT OF SHARED DRIVEWAY ACCESS



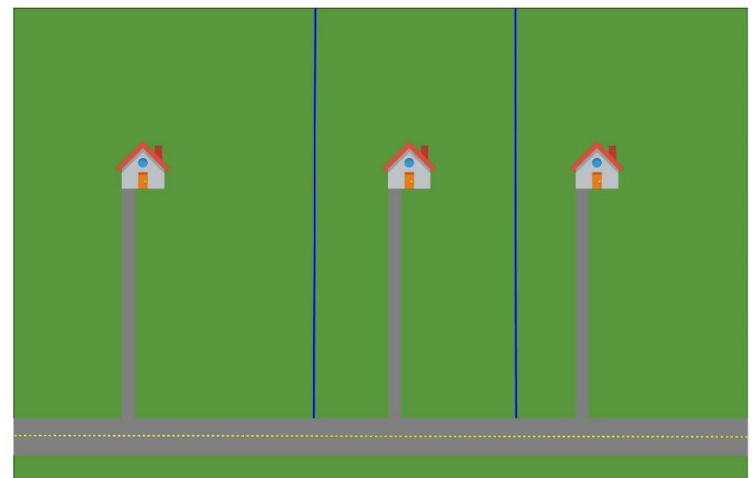
# MINIMUM LOT SIZE

LARGER MINIMUM LOT SIZES SHOULD BE ENCOURAGED TO LIMIT THE NUMBER OF SMALL SUBDIVISIONS IN THE RURAL AREAS OF THE COUNTY. INCREASING THE MINIMUM REQUIRED LOT SIZE IS AN EFFECTIVE TECHNIQUE TO PROTECT RURAL AREAS FROM RESIDENTIAL SPRAWL AND ENCOURAGE LAND USE ACTIVITIES THAT MORE CLOSELY ALIGN WITH THE COMMUNITIES DESIRE TO RETAIN THE RURAL CHARACTER OF LOUISA COUNTY. IN ADDITION, REDUCING ALLOWABLE DWELLINGS IN THE RURAL AREAS WILL DRIVE DEVELOPMENT TO GROWTH AREAS AND PROTECT RESOURCES SUCH AS TRANSPORTATION AND SERVICES FROM BEING OVERBURDENED.

CURRENTLY PERMITTED SMALL LOT DIVISIONS



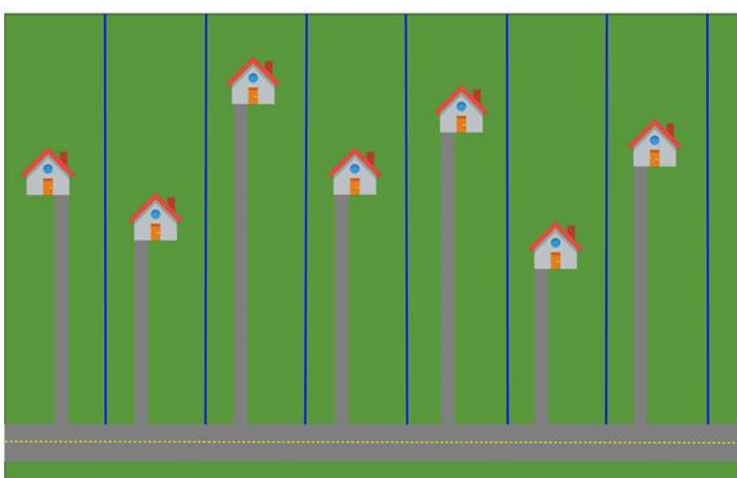
APPLIED CONCEPT OF LARGER MINIMUM LOT SIZES



# COMBINED SHARED ACCESS AND LARGER MINIMUM LOT SIZES

WHEN BOTH CONCEPTS ARE APPLIED TO THE SAME LAND AREA THE POSITIVE EFFECTS ON OF EACH CONCEPT ARE INCREASED

7 DWELLINGS WITH 7 DRIVEWAYS



3 DWELLINGS WITH ONE DRIVEWAY ACCESS

